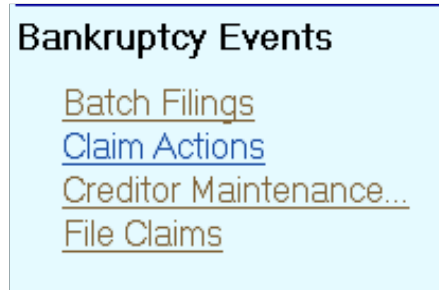


**UNITED STATES BANKRUPTCY COURT DISTRICT
OF ARIZONA**

CLAIMS FILING INSTRUCTIONS

- A. The Limited Use/Claims Filing Password may be used to electronically file proofs of claim, amended claims, withdrawals of claims, assignments or transfers of claims, requests for notice and reaffirmation agreements (with the signatures of the debtors). An attorney level ECF filing password also may be used by the attorney to file claims. **Assignments/transfers of claims, withdrawals of claims and requests for notice are not to be filed on the claims register as a claim. Those documents must be filed on the bankruptcy case docket. Your claims filing password will have access to do that. See the specific instructions below.**

Your claims filing password has access to the following Bankruptcy Event Menu options. (To obtain access to Batch Filings you need to request that access when completing the registration form.)



- B. PROOF OF CLAIM OR AMENDED CLAIM. To file a proof of claim or amended claim, follow these instructions.
1. Select **File Claims** under **Bankruptcy Events**.
 2. Input Case Number. Leave **Name of Creditor** field blank and leave **Type of Creditor** box highlighted at the blank space, and click on **Next**.

The image shows a form titled "Search for Creditor" with a light blue background. It contains the following fields and elements:

- Case Number:** A text input field containing "2:06-bk-1".
- Name of creditor:** A text input field that is currently blank.
- Type of creditor:** A dropdown menu with "Creditor" selected and "Administrative" visible below it.
- Next:** A button located at the bottom left.
- Clear:** A button located at the bottom right.

A creditors list box will be displayed. Open that box and select your claimant from list. You may need to scroll down the list to find your creditor. If the scroll down bar on the right is off the screen, you may first need to use the left to right scroll at the bottom of the screen to scroll all the way to the right.

Select a Creditor for Claim

Case 2:06-bk-00063-GBN: CLAIRE ANNETTE and CORY ANNETTE

JC PENNY - 123 N DYSART RD GOODYEAR AZ 85303 - 62256

JC PENNY - 123 N DYSART RD GOODYEAR AZ 85303 - 62256

JUST ANOTHER CREDITOR - 111 JUST ANOTHER ADDRESS JUST ANOTHER AZ 87777 - 62257

THE MUSIC STORE - 456 SUGARLAND DR PHOENIX AZ 85023 - 62255

[Edit Creditor](#)

You may also enter the first few letters of your claimant (in either lower or upper case, as the search is not case sensitive.)

Case Number: 2:06-bk-1

Name of creditor: JC

Type of creditor: Creditor Administrative

Only those creditors with those first letters selected will be displayed.

Case 2:06-bk-00063-GBN: CLAIRE ANNETTE and CORY ANNETTE

JC PENNY - 123 N DYSART RD GOODYEAR AZ 85303 - 62256

JC PENNY - 123 N DYSART RD GOODYEAR AZ 85303 - 62256

[Add Creditor](#)

[Edit Creditor](#)

If the creditor list is quite long, you can enter the first three or four letters of your creditor's last name or business name to obtain a shorter list of creditors as shown above. If your creditor is not displayed, you can also click on **Change Search Criteria** to modify your search.

No creditors found for selected search criteria
[Change search criteria](#)

- If your claimant is not on the creditor list, select **Add Creditor** (to edit a creditor, see paragraph 4). The case number will be displayed. Click on **Next** to add your claimant at the address on the claim.

[Add Creditor](#)

[Edit Creditor](#)

Case Number

2-06-bk-00063
99-12345, 1:99-bk-12345 or 1-99-bk-12345

A full text box is now displayed rather than separate fields for each line. At this point, you can either copy and paste the creditor information in the text box or simply type the creditor information in the text box. The name may be 50 characters; the address may be five (5) lines, 40 characters each. Enter in **ALL CAPS**. Leave type as **Creditor**. Leave dot in **No** for Creditor Committee. Leave **Entity** blank. Click on **Next**, then **Submit**.

Name may be 50 characters. Address may be 5 lines, 40 characters each.
More than one creditor may be entered. Separate creditors with a blank line

Name and Address

JOHN DOE
123 N. FIRST AVE.
PHOENIX, AZ 85001

Creditor type Creditor

Creditor committee No Yes **Entity**

A **Creditors Receipt** will be displayed after selecting the Submit button.

Creditors Receipt

Case Number	2-06-bk-00063
Total Creditors Added to Database	1

[File A Proof Of Claim](#)
[Return To Creditor Maintenance Menu](#)

4. **Editing the Creditor.** If your claimant is on the list but at an address different from that on your claim, then select **Edit Creditor.** Enter the name of the creditor and click Next.

Place radio dot next to **Edit Creditor** and make sure the creditor that you want to edit is shown. Click Next.

Make the appropriate changes to the creditor's address and click Submit.

5. Click on **File a Proof of Claim** after the creditor has been added or edited.

Repeat steps at paragraph 2 to include all steps for selecting the creditor. You will need to open the creditor list box to find the claimant you just added. The system does not automatically select the party just added.

- Select your claimant from list displayed. A pop-up window will appear verifying that the correct creditor has been selected. If it is correct, click **Yes**. If the creditor is not the correct one and you select **No**, then you will be routed back to the **Select a Creditor for Claim** screen to re-select.

Select a Creditor for Claim

Case 2:06-bk-00063-GBN: CLAIRE ANNETTE and CORY ANNETTE

JUST ANOTHER CREDITOR - 111 JUST ANOTHER ADDRESS JUST ANOTHER AZ 87777 - 62257 ▾

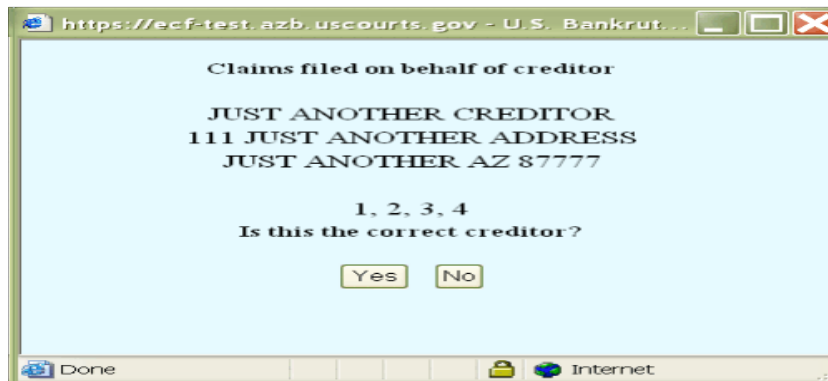
JC PENNY - 123 N DYSART RD GOODYEAR AZ 85303 - 62256

JOLLY RANCHER CANDIES - 789 EAST MILWAUKEE AVE MILWAUKEE WI 53201 - 62306

JOYOUS FILINGS - 23 N WATER STREET MILWAUKEE WI 55321 - 62305

JUST ANOTHER CREDITOR - 111 JUST ANOTHER ADDRESS JUST ANOTHER AZ 87777 - 62257

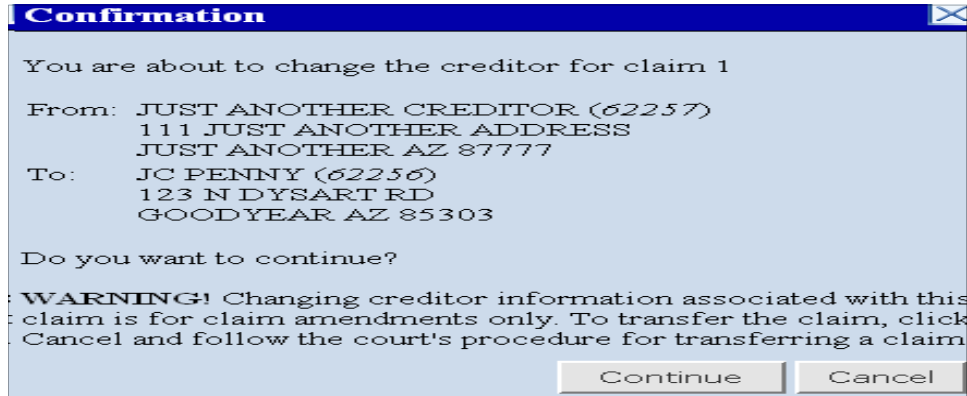
[Edit Creditor](#)



- Input information and data on claims register screen. If you are filing an amended claim, to find the claim number of the claim you are amending, click on the **Find** button next to **Amends Claim #** and a window will open showing all the claims filed in the case. They are sorted alpha by creditor name by default, but can be changed to a sort by claim number by clicking on the Claim # bar at the top. Click on the Creditor Name and the claim number will be filled in the **Amends Claim #** on the Claim Information screen. You must follow this process, even if you know the claim number. If you simply input the claim number in the **Amends Claim #** box, you will not be permitted to input or change any amounts.

<i>Creditor Name</i> ↓	<i>Claim #</i>	<i>Date filed</i>
JUST ANOTHER CREDITOR	1	08/07/2006
JUST ANOTHER CREDITOR	2	08/07/2006
JUST ANOTHER CREDITOR	3	08/09/2006
JUST ANOTHER CREDITOR	4	08/09/2006

If you select a claim that is for another creditor, the following pop-up will appear. If you selected the creditor in error, click Cancel. If you wish to change the name and/or address, click Continue. This is for amended claims only. You cannot file a transfer or assignment of claim in this area.



8. When inputting the amount claimed, if you input amounts in more than one of the boxes, the system will automatically total those amounts.
9. Any account number should be input in the **Description Box**. Because of the federal courts' privacy policy, do not input an entire SSN if that is the account number, only the last four digits of the SSN are to be input. The **Remarks Box** may be used for any other information you may want to input. Click on Next.

62256 - JC PENNY 123 N DYSART RD GOODYEAR AZ 85303				
Case Number: 2:06-bk-00063-GBN	Amends Claim #: <input type="text"/> Find		Filed By: Creditor v	
Last Date To File:	Date Filed: 06/04/2008			
Last Date To File(Govt):				
Amount Claimed				
Unsecured <input type="text" value="1000.00"/>	Secured <input type="text" value="560.00"/>	Priority <input type="text" value="25.00"/>	Unknown <input type="text"/>	Total (Display Only) <input type="text" value="1585.00"/>
Description:	<input type="text"/>			
Remarks:	<input type="text"/>			
Amend options: <input type="radio"/> Clear all Amounts				
<input type="button" value="Next"/>	<input type="button" value="Clear"/>			

10. Click on Browse to upload the proof of claim or amended claim in pdf format. You are given the opportunity to add one or more attachments. If the file size of scanned exhibits exceeds 3 megabytes, they should be broken up into sections under 3 megabytes. Do not file only the proof of claim and then send the paper exhibits to the court. You must e-file all exhibits or other attachments. If you have no attachments, click on Next.

Case 2:06-bk-00063-GBN

Select the **pdf** document (for example: C:\199cv501-21.pdf).

Filename

Attachments to Document: No Yes

If you are filing exhibits to the claim, upload your claim in pdf format and select Attachment to Document: Yes. Click on Browse to upload the attachment. Select a document type and/or enter a description and click on Add to List. Repeat if more than one attachment. After uploading and describing the attachments, click on Next.

Select one or more attachments.

Case 2:06-bk-00063-GBN

1) Enter the **pdf** document that contains attachment (for example: C:\appendix.pdf).

Filename

F:\USER\CFOuche\WP\Proof of Claim (

2) Select a document type, and/or enter a description.

Type	Description
Exhibit	A through F

3) Add the filename to the list box below. If you have more attachments, go back to Step 1. When the list of filenames is complete, click on the Next button.

11. No paper copy of the proof of claim or amended claim should be sent to the court.
12. The ECF system will display a Notice of Electronic Claims Filing which is evidence that the filing was completed. You should print or save this notice for your records.

Notice of Electronic Claims Filing

The following transaction was received from fouche, cindy on 8/9/2006 at 10:35 AM AZ

Case Name: CLAIRE ANNETTE and CORY ANNETTE
Case Number: [2-06-bk-00063-GBN](#)
Creditor Name: JUST ANOTHER CREDITOR
 111 JUST ANOTHER ADDRESS
 JUST ANOTHER AZ 87777
Claim Number: [4](#) [Claims Register](#)
Total Amount Claimed: \$123.00

The following document(s) are associated with this transaction:

Document description: Main Document
Original filename: F:\USER\Cfouche\WP\Proof of Claim (B10) October 2005 - Fillable.pdf
Electronic document Stamp:
 [STAMP bkecfStamp_ID=875559564 [Date=8/9/2006] [FileNumber=46375-0] [59fa33a396d01edd71d3d25258a0c027f0e52fd0095e080c184d1243e51755ccc5a507229c4743971a711ca28ee87db863e9899d330ac578a96a22bc94990fbd]]

Document description: Exhibit A through F
Original filename: F:\USER\Cfouche\WP\Proof of Claim (B10) October 2005 - Fillable.pdf
Electronic document Stamp:
 [STAMP bkecfStamp_ID=875559564 [Date=8/9/2006] [FileNumber=46375-1] [8873918dc89426115eff62c96b99cde99fb7c2a8ab17c41e6ad2f69c674303ea62bb06de5cd4cea7859621673f23d3c077395e812ee3a1ec7df02024693e2a04]]

[File another claim](#)

- C. REQUEST FOR NOTICE. To file a Request for Notice, select Claim Actions from the Bankruptcy Events Menu. If you file a number of these and want to be able to file them in a batch process without having to file a document, then please contact the help desk at AZBml_All_DQA@azb.uscourts.gov and request batch filing access be added to your password and request a set of the batch filing instructions.

Bankruptcy Events

- [Claim Actions](#)
- [Creditor Maintenance...](#)
- [File Claims](#)

Enter the Case Number.

File a Claim Action

Case Number Format: *Office Code - Year - Case Type - Number* (Example *2-03-bk-12345*)

Office Code: 0=Yuma; 2=Phoenix; 4=Tucson

Case Type: bk=Bankruptcy; ap=Adversary; mp=Miscellaneous

Case Number

99-12345, 1-99-bk-12345 or 1-99-bk-12345

From the Drop Down Menu, select Request for Notice.

Start typing to find another event. Hold down Ctrl to add additional items.

Available Events (click to select events)	Selected Events (click to remove events)
<ul style="list-style-type: none"> Assignment/Transfer of Claim (or Notice of) Assignment/Transfer of Claim with Waiver of Notice (or Notice of) Change of Address Notice of Objection to Claim(s) Notice of Payment Changes Objection to Claim(s) Objection to Transfer Reaffirmation Agreement - Pro Se Debtor Reaffirmation Agreement/Declaration of Attorney Request for Notice Withdrawal of Claim Withdrawal of Objection to Claim 	<ul style="list-style-type: none"> Request for Notice

Next Clear

If your company is on the list displayed, you should select it from the list only if you have previously filed a document in this case and added your company at that time since then you will know that the address is correct. Otherwise, Select Add/Create New Party.

File a Claim Action:

2-06-bk-00063-GBN CLAIRE ANNETTE and CORY ANNETTE

Type: bk Chapter: 7 v Office: 2 (Phoenix)
 Assets: n Judge: GBN

Please select the filer.

Select the Party:

ANNETTE, CLAIRE [Debtor]
 ANNETTE, CORY [Debtor]
 TRUSTEE, TEST 2 [Trustee]
 U.S. Trustee's Office, [U.S. Trustee]
 WELLS FARGO BANK, [Creditor]

[Add/Create New Party](#)

Next Clear

If adding your company as a new party, type the first three or so letters of the company name in Last/Business name field and click on Next.

Search for a party

SSN Tax Id

Last/Business name

First Name

Middle Name

If your company's name is displayed now, you may select that name from the list, a pop-up window will display the address, if incorrect, you will have the opportunity to change the address on the next screen. If not displayed, click on Create new party.

Party search results

JUST JACK,
 JUST KIDDING,
 Just Do It,
 Just For Fun, Inc., c/o Jon Sillyman
 JustForPractice, Inc.,
 Justforpractice, Inc.,

Input your company name and the address to which you want notices mailed. The address you input will be used for mailings to you, in this case, over any other address you may have previously provided. Please be sure to select Creditor for the Role type. Click on Submit.

Party Information

Last name First name

Middle name Generation Title

SSN Tax ID

Office Address 1

Address 2 Address 3

City State Zip

County Country

Phone Fax

E-mail

Role

Party text

Your company name will now be on the Party list for the case and will be highlighted. Click on Next.

Please select the filer.

Select the Party:

JUST ANOTHER CREDITOR. [Creditor]	Add/Create New Party
ANNETTE, CLAIRE [Debtor]	
ANNETTE, CORY [Debtor]	
TRUSTEE, TEST 2 [Trustee]	
U.S. Trustee's Office, [U.S. Trustee]	
WELLS FARGO BANK, [Creditor]	

Next Clear

You will next be prompted to upload your Request for Notice document which must be in Adobe Acrobat pdf format. Select Next.

Select the **pdf** document (for example: C:\199cv501-21.pdf).

Filename

Browse...

Attachments to Document: No Yes

Next Clear

The next screen will direct you to start over if the address you input is **NOT** the address to which you want notices sent. Select Next.

When adding your company to the list of filing parties, you should have input the address to which you want notices sent. If you did not, you should cancel this filing and start over by clicking on Bankruptcy in the bar at the top of the screen. Your company will be added to the mailing list generated by the creditor mailing matrix report. This mailing list is used by the court for mailing notices that the court mails to all creditors in the case. This mailing list is also to be used by any party or attorney who is mailing a notice to all creditors.

Next Clear

The entry will show that the Request for Notice was made by the person with the claims filing password on behalf of your company. Select Next.

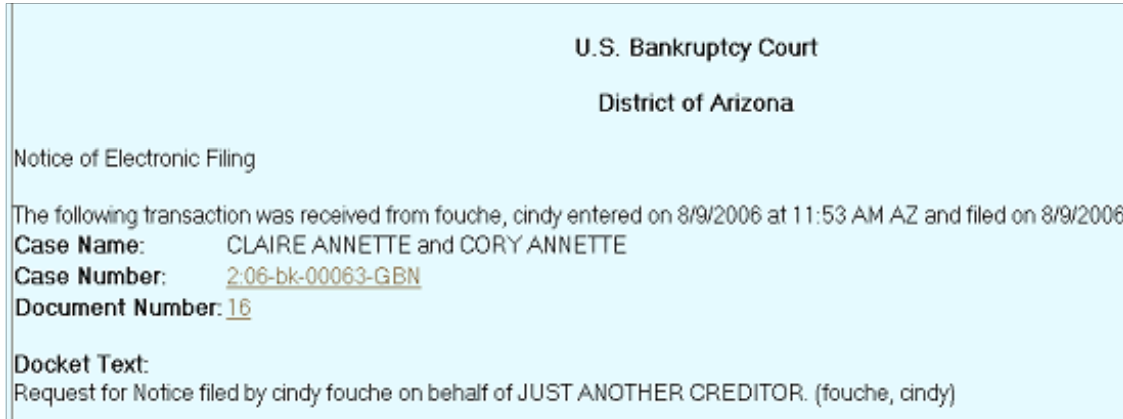
Docket Text: Final Text

Request for Notice filed by cindy fouche on behalf of JUST ANOTHER CREDITOR. (fouche, cindy)

Warning!! Submitting this screen commits this transaction. You will have no further opportunity to modify this submission if you continue.

Next Clear

After making the final submission you will receive the following filing receipt, which you may want to print or otherwise save as proof of your request.

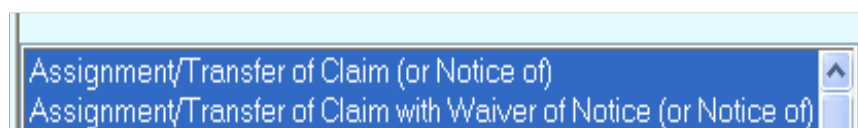


- D. **ASSIGNMENT/TRANSFER OF CLAIM.** Assignments/transfers of claims or notices of them are not to be filed on the claims register as a claim. Instead, they are to be filed on the bankruptcy case docket using the **Claim Actions** option on the Bankruptcy Events Menu. If the assignor/transferor has not filed a proof of claim, the assignee/transferee should not be making this filing and instead should file a proof of claim.



The process of filing is the same as outlined above except a different entry is to be selected.

Select one of the two Assignment/Transfer entries. One of these two entries are to be used whether filing the actual assignment/transfer or filing a notice of the assignment/ transfer that has occurred.



Follow the steps outlined above to select, add or create your company (the

assignee/transferee) to the party list.

Upload the document you are filing (the assignment/transfer of notice of) in pdf format as outlined above. Any attachments may be uploaded as outlined in claims filing above.

You will be prompted to select the transferee and transferor. (See Transfer/Assignment of Claims Process – Attorney/Claims Filer Instructions below.)

Docket Text: Final Text

Assignment/Transfer of Claim with Waiver of Notice Transferor: THE MUSIC STORE (Claim No. 2) To JUST ANOTHER CREDITOR filed by cindy fouche on behalf of JUST ANOTHER CREDITOR. (fouche, cindy)

Warning!! Submitting this screen commits this transaction. You will have no further opportunity to modify this submission if you continue.

There is no longer the option to add additional text to your entry.

After the final submission, you will receive a filing receipt, which is your proof of filing. You may want to print or otherwise save it in electronic format.

Notice of Electronic Filing

The following transaction was received from fouche, cindy entered on 8/9/2006 at 12:12 PM AZ and filed on 8/9/2006

Case Name: CLAI RE ANNETTE and CORY ANNETTE

Case Number: [2:06-bk-00063-GBN](#)

Document Number: [17](#)

Docket Text:
Assignment/Transfer of Claim with Waiver of Notice Transferor: THE MUSIC STORE (Claim No. 2) To JUST ANOTHER CREDITOR filed by cindy fouche on behalf of JUST ANOTHER CREDITOR. (fouche, cindy)

- E. **WITHDRAWAL OF CLAIM.** Withdrawals of claims must be filed on the bankruptcy case docket and are not to be filed as a claim on the claims register.

To file a Withdrawal of Claim, select Claim Actions from the Bankruptcy Events Menu.

Bankruptcy Events

- [Claim Actions](#)
- [Creditor Maintenance...](#)
- [File Claims](#)

The process of filing is the same as outlined above except a different entry is to be selected. Select the Withdrawal of Claim entry from the list.

A screenshot of a web application interface showing a dropdown menu. The menu items are: Objection to Claim(s), Objection to Transfer, Reaffirmation Agreement - Pro Se Debtor, Reaffirmation Agreement/Declaration of Attorney, Request for Notice, **Withdrawal of Claim** (highlighted in blue), Withdrawal of Objection to Claim, and Withdrawal of Request for Notice Filed in Incorrect Case. Below the menu are two buttons: 'Next' and 'Clear'.

Follow the steps outline above to select, add or create your company (the assignee/transferee) to the party list.

Upload the withdrawal of claim document in pdf format as outlined above. Any attachments may be uploaded as outlined in claims filing above.

When prompted, please input the claim number or numbers in the document being filed. If the claim number is not input, no cross reference will be made on the claims register.

EXAMPLE - Claims Register:

<i>Creditor:</i> JUST ANOTHER CREDITOR 111 JUST ANOTHER ADDRESS JUST ANOTHER AZ 87777	<i>Claim No:</i> 2 <i>Filed:</i> 08/07/2006 <i>Entered:</i> 08/07/2006	<i>Status:</i> <i>Filed by:</i> CR <i>Entered by:</i> touche, cindy <i>Modified:</i>
Unsecured claimed: \$120.00 Secured claimed: \$563.58 Priority claimed: \$45.00 Total claimed: \$728.58		
<i>History:</i>		
18 08/09/2006 Withdrawal of Claim 2 filed by cindy touche on behalf of JUST ANOTHER CREDITOR. (fouche, cindy) 17 08/09/2006 Assignment/Transfer of Claim with Waiver of Notice Transferor: THE MUSIC STORE (Claim No. 2) To JUST ANOTHER CREDITOR filed by cindy touche on behalf of JUST ANOTHER CREDITOR. (fouche, cindy) 2-1 08/07/2006 Claim #2 filed by THE MUSIC STORE, total amount claimed: \$728.58 (fouche, cindy)		
<i>Description:</i> (2-1) Just Another Claim		

If you do not know the claim number, then you will need to view the claims register (which can be done by clicking on the hyperlink to the case name and number and will require the input of your PACER login and id) and obtain that number.

Enter Claim Number(s):	<input type="text" value="2"/>
<input type="button" value="Next"/>	<input type="button" value="Clear"/>

After the filing process is complete you will receive a Notice of Electronic Filing receipt as your proof of filing. You may want to print it or save it for your records.

<p>U.S. Bankruptcy Court District of Arizona</p>
<p>Notice of Electronic Filing</p> <p>The following transaction was received from fouché, cindy entered on 8/9/2006 at 12:32 PM AZ and filed on 8/9/2006</p> <p>Case Name: CLAIRE ANNETTE and CORY ANNETTE</p> <p>Case Number: 2:06-bk-00063-GBN</p> <p>Document Number: 18</p> <p>Docket Text: Withdrawal of Claim 2 filed by cindy fouché on behalf of JUST ANOTHER CREDITOR. (fouché, cindy)</p>

- F. **REAFFIRMATION AGREEMENTS.** You can also electronically file a reaffirmation agreement. The agreement should only be imaged/scanned (in pdf format) after it contains your company representative's signature, the debtor(s)' signature(s) and the attorney's signature if the debtor(s) are represented by an attorney and the attorney is making the declaration pursuant to 11 U.S.C. § 524 and, for cases subject to the Bankruptcy Act of 2005, the attorney also has certified that the agreement does not impose an undue hardship on the debtor. If the debtor(s) do not have an attorney or their attorney has not signed the required declaration or certification, then the reaffirmation agreement should have your company's representative's signature and the debtor(s)' signature(s).

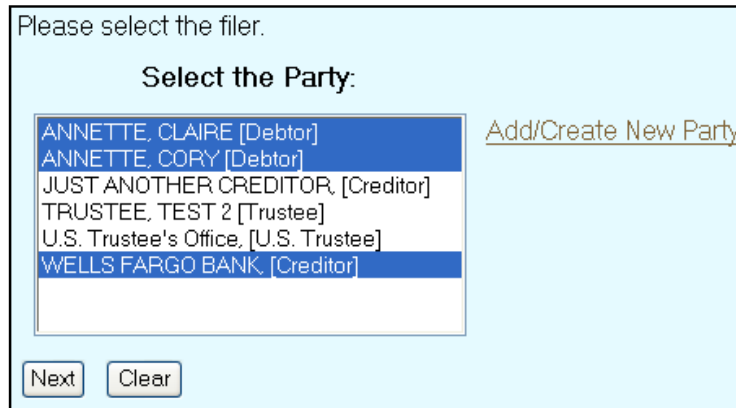
Since the reaffirmation agreement filed must show the signatures required above, the agreement will need to be imaged or scanned into pdf format for filing. Your company is required to retain the original agreement with the original signatures.

To electronically file a reaffirmation agreement, select the appropriate one of the two following entries under Claim Actions. Use the Reaffirmation Agreement/Declaration of Attorney entry only if the agreement contains or has an attachment that includes the attorney's signed declaration or affidavit that the debtor(s) were advised pursuant to the requirements of 11 U.S.C. § 524 and for cases subject to the Bankruptcy Act of 2005 also

contain the attorney's certification that it does not impose an undue hardship on the debtor.

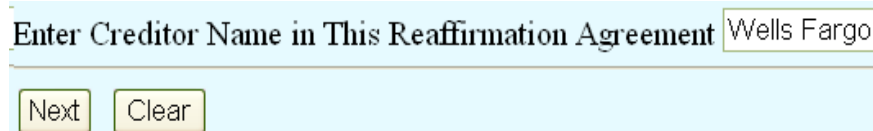


The balance of the filing process is the same as described above except that when selecting the filing party, **you should select both your company and the debtor(s) since the agreement is being filed on behalf of both your company and the debtors.** You may need to first add your company to the list of filers as outlined above. To select more than one filer, after clicking on the first one, click on the additional debtor(s) (if a joint debtor case and both debtors have entered into the agreement, select both debtors) by holding down the Ctrl key when clicking. Select Next.



You will next be prompted to upload your Reaffirmation Agreement document which must be in pdf format. Select Next.

On the next screen you will need to insert the Creditor name only. Click Next.



The next screen will allow you to modify the text as appropriate.

Docket Text: Modify as Appropriate.

Reaffirmation Agreement/Declaration of Attorney filed by CLAIRE ANNETTE , CORY ANNETTE , WELLS FARGO BANK . (Fouche, Cindy)

After the filing process is complete you will receive a Notice of Electronic Filing receipt as your proof of filing. You may want to print it or save it for your records.

Notice of Electronic Filing

The following transaction was received from entered on 8/9/2006 at 1:10 PM AZ and filed on 8/9/2006

Case Name: CLAIRE ANNETTE and CORY ANNETTE

Case Number: [2:06-bk-00063-GBN](#)

Document Number: 19

Docket Text:
Reaffirmation Agreement/Declaration of Attorney filed by CLAIRE ANNETTE, CORY ANNETTE, WELLS FARGO BANK (Fouche, Cindy)

- G. UTILITIES MENU. Under the Utilities Menu you may **View a Transaction Log** of all your filings for the time period specified.

Your Account
[View Your Transaction Log](#)

TRANSFER/ASSIGNMENT OF CLAIMS PROCESS – ATTORNEY/CLAIMS FILER INSTRUCTIONS

1. When filing an Assignment/Transfer of Claim (with or without a waiver of notice), Version 3 of CM/ECF has a new transfer of claim process that will result in the assignment/transfer both being filed and docketed in the BK case and also being cross-referenced on the claims register in a new claims history section.

<i>Creditor:</i> BECKET-LEE PO BOX 1234 ANYWHERE NY 10001	<i>Claim No: 4</i> <i>Filed:</i> 06/30/2006 <i>Entered:</i> 06/30/2006	<i>Status:</i> <i>Filed by:</i> CR <i>Entered by:</i> Temple, Michael <i>Modified:</i>
Unsecured claimed: \$999.00 Total claimed: \$999.00		
<i>History:</i> 5 07/05/2006 Objection to Claims 4 filed by BECKET-LEE.(Temple, Michael) 4 06/30/2006 Assignment/Transfer of Claim. To BECKET-LEEPO BOX 1234ANYWHERE NY 10001. filed by BECKET-LEE.(Temple, Michael) 4.1 06/30/2006 Claim #4 filed by ARROW FINANCIAL SERVICES LLC, total amount claimed: \$999 (Temple, Michael)		
<i>Description:</i>		
<i>Remarks:</i>		

2. While you may select a Transfer type, it is not required. The Transfer types are:

Transfer type 3001 (e) 1 3001 (e) 2 3001 (e) 3 3001 (e) 4

3001(e)1 – Transfer, other than for security, before Proof of Claim filed

3001(e) 2 – Transfer, other than for security, after Proof of Claim filed

3001(e) 3 – Transfer, for security, before Proof of Claim filed

3001(e) 4 – Transfer, for security, after Proof of Claim filed

3. The transferee (assignee), the person or entity to whom the claim was transferred or assigned, is to be selected from the creditor list. First click on Search Creditors, if the transferee is not on the creditor list, which is likely, then the transferee is to be added using the Add New Creditor button.

Transfer type 3001 (e) 1 3001 (e) 2 3001 (e) 3 3001 (e) 4

Search for transferee

Transferee selected

4. The transferor (assignor), the person or entity that is transferring/assigning its claim, is to be selected from the creditor list. If the transferor is not on the creditor list, there is no option to add the transferor to the list. If the transferor is not on the creditor list, then the transferor has neither filed a proof of claim in the case nor been listed as a creditor by the debtor. In such a case, the transfer of claim will not be able to be filed using this process. Instead, the transferee/assignee must file its own proof of claim and you may attach a copy of the transfer or assignment to the claim.

Select creditor

ARIZONA DEPARTMENT OF REVENUE, PO BOX 29086, PHOENIX AZ 85038, . (Claim #7)
 HYUNDAI MOTOR FINANCE CO, PO BOX 89472, LOS ANGELES CA 90189, .
 MBNA AMERICA, PO BOX 15026, WILMINGTON DE 19850, .

Select Close

If the transferor is listed on the creditor list but has not filed a proof of claim, the following warning will be displayed. While you may proceed to file the transfer using this process, you also need to file a proof of claim or you may cancel this filing and the transferee then file a proof of claim in its name, attaching a copy of the transfer.

Select creditor

ARIZONA DEPARTMENT OF REVENUE, PO BOX 29086, PHOENIX AZ 85038, . (Claim #7)
 HYUNDAI MOTOR FINANCE CO, PO BOX 89472, LOS ANGELES CA 90189, .
 MBNA AMERICA, PO BOX 15026, WILMINGTON DE 19850, .

Select Close

Microsoft Internet Explorer

Warning! This creditor has not filed a claim

OK Cancel

You can tell if the transferor has filed a claim or not as the claim number is referenced on the creditor list.

Select creditor

PLAZA RECOVERY ASSOC, PO BOX 18008, HAUPPAUGE NY 11788, .
 PPEP, C/O NANCY MARCH, 123 BROADWAY, TUCSON AZ 85701, . (Claim #4)
 PROFESSIONAL COLLECTION SERVICE, 1594, 5315 E BROADWAY, SUIT S201, .

Select Close

If as transferee, you have had more than one claim in the case transferred to you, you may file more than one using this entry (be sure that when you uploaded the pdf document that you uploaded the transfer documents for all the transfers being done in this entry.)

Transfer type 3001 (e) 1 3001 (e) 2 3001 (e) 3 3001 (e) 4

Search for transferee

Transferee selected

Search for transferor

Transferor selected

Claim number

Search for transferor

Transferor selected

Claim number

5. While the transferee normally files the transfer/assignment, the transferor can file it for the transferee. The docket text simply states that the transfer was filed and states the transferee and transferor without stating who filed it.

Assignment/Transfer of Claim with Waiver of Notice Transferor: ABC BANK (Claim No. 1) To EFC COMPANY (Christensen, Toni) (Entered: 07/17/2006)

The person who did the filing is identified in the docket entry in parenthesis at the end of the entry.

6. The claims register will substitute the transferee as the creditor for claim number 4.

Creditor: ABC RECOVERY SERVICES PO BOX 1234 TEMPE AZ 85252	Claim No: 4 Filed: 06/17/2004 Entered: 06/17/2004	Status: Filed by: CR Entered by: ATTORNEY, TEST Modified:
Unsecured claimed: \$100.00 Total claimed: \$100.00		
History:		
120 07/17/2006 Assignment/Transfer of Claim with Waiver of Notice Transferor: MENA AMERICA; Transferor: PPEP (Claim No. 4); To ABC RECOVERY SERVICES		
41 06/17/2004 Claim #4 filed by PPEP, total amount claimed: \$100 (ATTORNEY, TEST)		
<input type="button" value="Select"/> <input type="button" value="Close"/>		